



Southern Spa

C O M P A N Y





Southern Spa

C O M P A N Y



Apollo 735L

SPECS

Seating Capacity	6 Seats
Dimensions	7' x 7' x 36" / 213 cm x 213 cm x 91 cm
Water Capacity	345 gallons / 1300 liters
Weight	835 lbs. / 380 kg dry; 4765 lbs. / 2160 kg filled**
Jets	35 Total
Water Feature	Included
Jet Pump 1	Two-Speed 1.5 HP, continuous duty 3.2 HP, breakdown torque
Jet Pump 2	One-Speed 1.5 HP, continuous duty 3.2 HP, breakdown torque
Water Care System	Ozone System (Optional)
Control System	LCD control panel 230v/50amp, 60Hz Requires Optional G.F.C.I. protected sub-panel
Lighting	10 multi-color LED points of light
Heater	Hi-Flow Heater 4000 W / 230 V
Energy Efficiency	FiberCor Insulation; Certified to California Energy Commission (CEC) and APSP 14 energy efficiency standards for portable spas
Effective Filtration Area	30 sq. ft., top loading filter
Cover Lifter (Optional)	Lift 'n Glide®
Steps (Optional)	Polymer Steps


COLORS*

Cabinet



Brown Charcoal

Shell



White

Cover



Black Polyester

*Actual colors and products may vary from print representation. See dealer to verify.

**Includes water and 7 adults weighing 175 lbs. each. Export models available in 240 V, 50 Hz, 2,000 W heater.



Southern Spa

C O M P A N Y



Atlas 735

SPECS




COLORS*

Cabinet




Brown Charcoal

Shell



White

Cover



Black
Polyester

Seating Capacity	7 Seats
Dimensions	7' x 7' x 36" / 213 cm x 213 cm x 91 cm
Water Capacity	355 gallons / 1350 liters
Weight	835 lbs. / 380 kg dry; 5020 lbs. / 2290 kg filled**
Jets	35 Total
Water Feature	Included
Jet Pump 1	Two-Speed 1.5 HP, continuous duty 3.2 HP, breakdown torque
Jet Pump 2	One-Speed 1.5 HP, continuous duty 3.2 HP, breakdown torque
Water Care System	Ozone System (Optional)
Control System	LCD control panel 230v/50amp, 60Hz Requires Optional G.F.C.I. protected sub-panel
Lighting	10 multi-color LED points of light
Heater	Hi-Flow Heater 4000 W / 230 V
Energy Efficiency	FiberCor Insulation; Certified to California Energy Commission (CEC) and APSP 14 energy efficiency standards for portable spas
Effective Filtration Area	30 sq. ft., top loading filter
Cover Lifter (Optional)	Lift 'n Glide®
Steps (Optional)	Polymer Steps

*Actual colors and products may vary from print representation. See dealer to verify.

**Includes water and 7 adults weighing 175 lbs. each. Export models available in 240 V, 50 Hz, 2,000 W heater.



Southern Spa

C O M P A N Y

OUR LOCATIONS

BRISTOL SHOWROOM

5136 Lee Hwy
Bristol, VA 24202

[276] 623-0377

KINGSPORT SHOWROOM

1880 N. Eastman Road
Kingsport, TN 37664

[423] 765-0363

JOHNSON CITY SHOWROOM

155 E. Mountcastle Drive
Johnson City, TN 37601

[423] 430-9869

southernspacompany.com