






Live Your Dream.

Every Day!



# Live Your Dream. Every Day!

A pool is easy. Features such as automatic safety covers and automation can make your pool **easy AND safer** to own.



A pool is a sanctuary. A **refuge**. A special peaceful place for **relaxation** and rejuvenation. Water features, tanning ledges, splashpads, and custom hardscapes will make your pool uniquely yours.



A pool is for **sharing, laughing, and bonding** with family and friends. The area around your pool can be intimate or entertain the whole neighborhood.



*A pool is a getaway when you can't get away, but also the reason you'll choose to stay.*



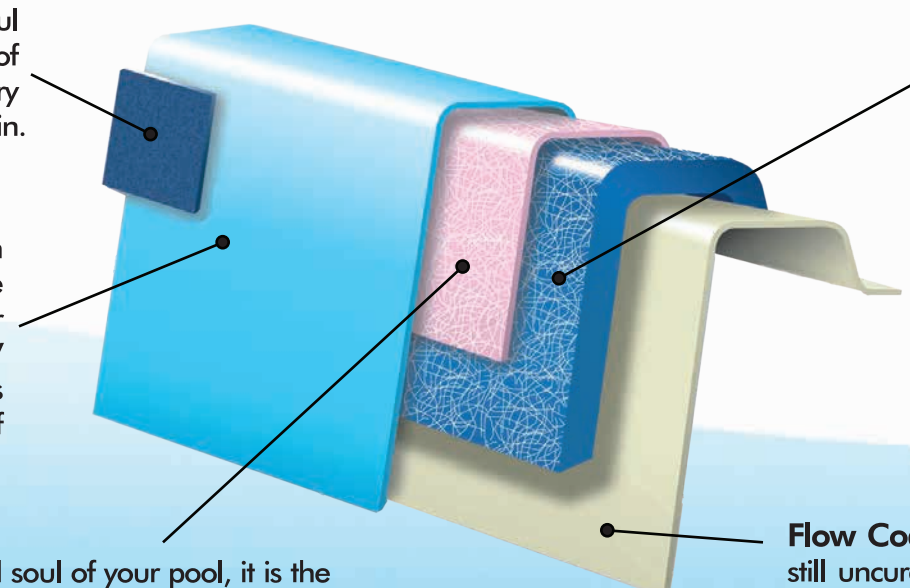
# Let Us Take Care Of The Quality

Barrier Reef fiberglass pools are constructed using the highest quality composite materials and lamination techniques. Custom formulated gel coats, engineered vinyl ester resins, and PVC reinforcements are more expensive but are the best available. When these materials are combined with our proven manufacturing process and an average composite thickness that is double the industry standard, you simply **cannot** build a better pool.

**Shimmer Finish** - The beautiful sparkle and multicolor shimmer of your pool is created by our proprietary 'flake' embedded in the gel coat resin.

**Gel Coat** - Originally developed in Australia to withstand harsh climate and sun exposure, our Shimmer Finish Gel Coats contain high UV and fade resistance properties designed to protect the beauty of your pool for years.

**Vinyl Resin Layer** - The heart and soul of your pool, it is the main waterproofing membrane. The Vinyl Ester keeps the water IN, as well as protects the other layers from interior and exterior osmosis, corrosion, and chemical degradation.



**Fiberglass Structural Layer** - This is where the shape and pool structure comes from. Chopped fiberglass stranding combined with high strength structural resins are applied over the Vinyl Ester layer in several 'sub layers'. Created using our custom made 'chop guns' the layers are combine by skilled laminator teams to give the pool tremendous strength exceeding all American standards and achieve ICC compliance.

**Flow Coat** - Applied while the Structural Layer is still uncured, the Flow Coat is high strength resin that is sprayed and rolled multiple times to ensure all structural layers are bonded together and the structure is free of air pockets or imperfections.



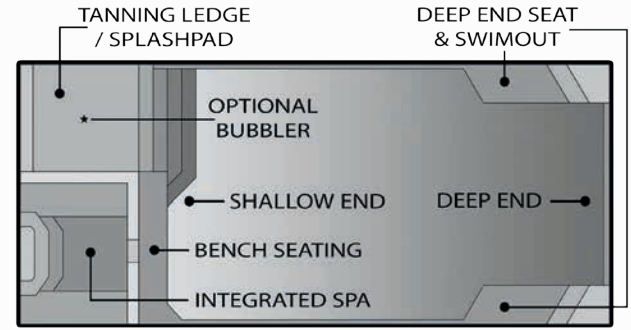
In a world filled with mass production and disposable, we hold onto hand-made and timeless quality.

*1 Wat* Tony Walton  
Founder



# Castaway

The Castaway offers everything you could ever want in a pool. It boasts a large tanning ledge, grand party steps, nine-person spill-over spa, shallow and deep bench seating, and is auto cover ready. The Castaway is so perfect, you may never want to come back.



	Size	Shallow	Deep
Castaway 30*	30' x 15'-8"	3'-6"	5'-10"
Castaway 35	35' x 15'-8"	3'-6"	6'-0"
Castaway 40*	40' x 15'-8"	3'-6"	6'-6"

\* coming soon



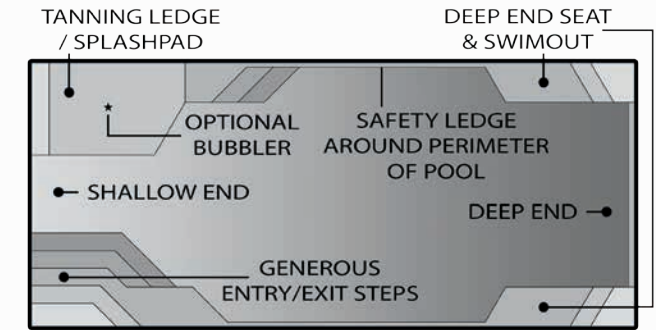
# Whitsunday

The Whitsunday proves that size matters. Featuring four large entry points, bench seating, generous scale, and an ultra-wide footprint, the Whitsunday will fit large and medium pool spaces. With a true mirrored layout the Whitsunday can be oriented in a right or left hand space and is a perfect choice for an automatic cover.



# Lounger

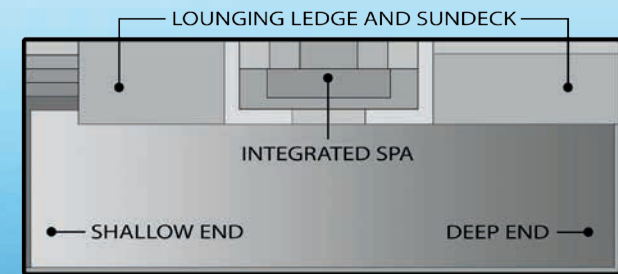
The Whitsunday Lounger boasts all the same amazing features as the original and offers you a generous tanning ledge. This ledge can be used for tanning, relaxing, and makes a great place for children to play.



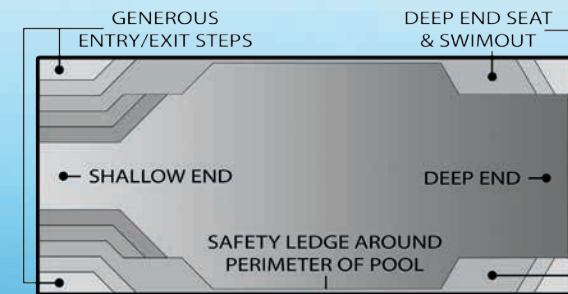

	Size	Shallow	Deep
Whitsunday Lounger 30	30' x 15'-8"	3'-6"	5'-11"
Whitsunday Lounger 35	35' x 15'-8"	3'-6"	6'-2"

# Sydney Harbour


The Sydney Harbour is a true party pool. Its directional design is feature rich boasting deep and shallow lounging areas, two house side entry points, and a 4 person spill over spa. The Sydney also offers a full swim lane and is auto cover ready.



	Size	Shallow	Deep
Sydney Harbour 35	35' x 16'	3'-6"	6'-1"
Sydney Harbour 40	40' x 16'	3'-6"	6'-6"

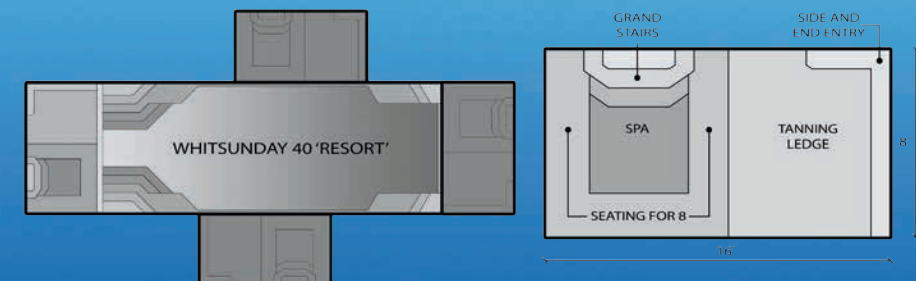


	Size	Shallow	Deep
Whitsunday 30	30' x 15'-8"	3'-6"	5'-11"
Whitsunday 35	35' x 15'-8"	3'-6"	6'-2"
Whitsunday 40	40' x 15'-8"	3'-6"	6'-8"
Whitsunday Slim	35' x 15'-8"	3'-6"	6'-2"
Whitsunday Deep	40' x 15'-8"	3'-6"	8'-6"



# The Resort Spa

For the ultimate in relaxation and back yard pampering the Resort Spa offers both a tanning ledge and integrated spa in one unit. Featuring an eight person spa and tanning space for up to four, the Resort Spa delivers on its name. The Resort is auto cover friendly and can be attached to the Whitsunday on any side. How's that for design and flexibility?



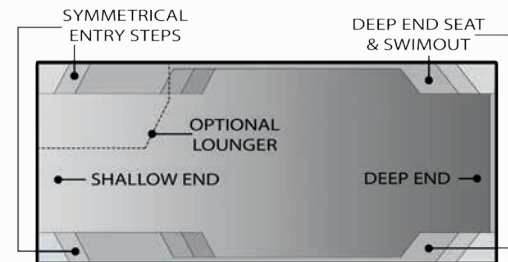


# Outback

The Outback is a special cross between a plunge pool and a sport pool. Large enough for family fun and pool games, yet still small enough for tighter spaces. Clean lines, a European flavor, and rich features make this a great pool for the traditional or contemporary PoolScape.

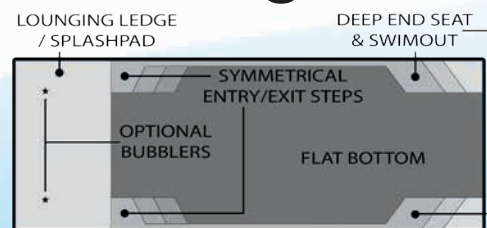


# Outback Dundee



	Size	Shallow	Deep
Outback Dundee	30' x 14'	3'-6"	5'-10"
Outback Dundee Lounger	30' x 14'	3'-6"	5'-10"

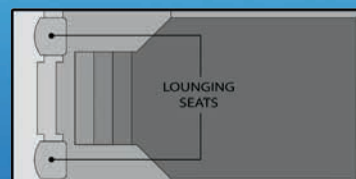
# Loungers



	Size	Shallow	Deep
Outback Lounger	30' x 11'-3"	4'-3"	4'-3"
Outback Lounger Wide	30' x 14'	4'-3"	4'-3"

# Outback Escape

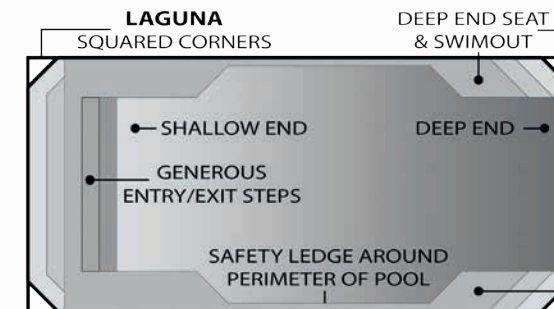
The Outback Escape is exactly that. Ergonomics and style have been blended to give you the ultimate in spa style relaxation with a touch of plunge pool. The Outback Escape can be a stand alone unit or be added to another pool model for a true 'Escape' experience.



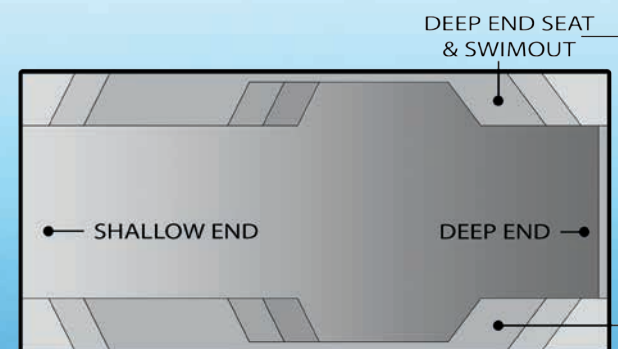

	Size	Shallow	Deep
Outback Escape	17' x 8'-6"	4'-7"	4'-7"

# Grande

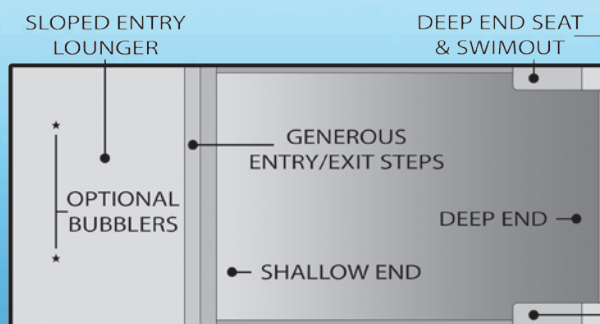
The Grande represents the best of all pools and has become the standard to which other pools are compared. Straight crisp lines are softened by gently clipped corners and stair angles. Full width entry steps are complemented by wraparound seating.




	Size	Shallow	Deep
Grande 23	23' x 11'-8"	3'-5"	5'-1"
Grande 29	29' x 13'-9"	3'-5"	5'-10"
Grande 35	35' x 13'-9"	3'-5"	6'-5"
Laguna 23	23' x 11'-8"	3'-5"	5'-1"
Laguna 29	29' x 13'-9"	3'-5"	5'-10"



	Size	Shallow	Deep
Outback 23	23' x 11'-3"	3'-6"	5'-0"
Outback 30	30' x 11'-3"	3'-6"	5'-4"



	Size	Shallow	Deep
Bondi 35	35' x 15'-8"	3'-6"	6'-1"
Bondi 40	40' x 15'-8"	3'-8"	6'-4"



# Bondi

The Bondi features a beautiful beach style entry in the shallow end. This unique entry and tanning area will accommodate several lounge chairs or is just the right depth to lay and take in some sun. The Bondi is the perfect pool for those looking for gentle and easy pool entry.

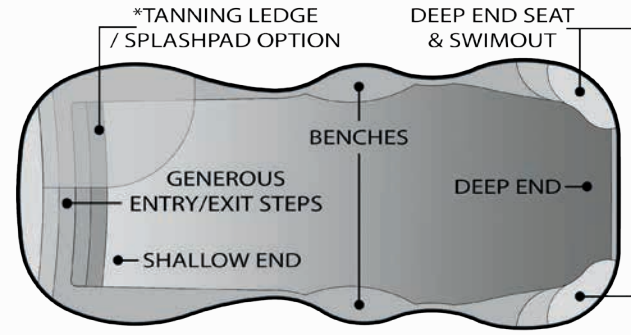


U.S. PATENT #10,472,839



# Coral Sea

The Coral Sea is the ultimate hangout pool featuring more seating than any other pool. Full width entry steps do double duty as a seating area and gives the kids a place to play. Mid pool you will find more seating followed by deep end exit areas on either side of the pool. All in all the Coral Sea is ready to party.

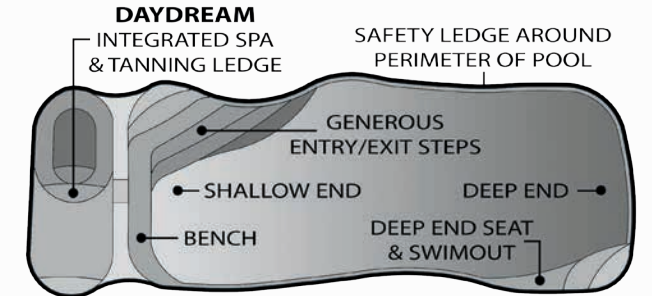


	Size	Shallow	Deep
Coral Sea 31*	31' x 15'	4'-0"	6'-4"
Coral Sea 35*	35' x 15'	3'-7"	6'-4"
Coral Sea 40	40' x 15'	3'-7"	6'-9"



# Southport

The Southport features smooth lines and a soft feel, making it extremely landscapable. Featuring large and stylish entry steps, full width wraparound seating, and an optional attached splash pad and spa, the Southport is perfect for entertaining and relaxing.

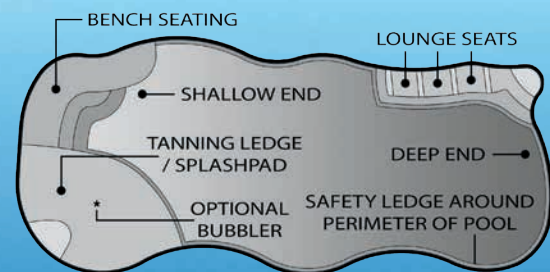


	Size	Shallow	Deep
Southport 28	28' x 14'	3'-6"	6'-0"
Daydream 33	33' x 14'	3'-6"	6'-0"
Daydream 40	40' x 14'	3'-10"	6'-3"

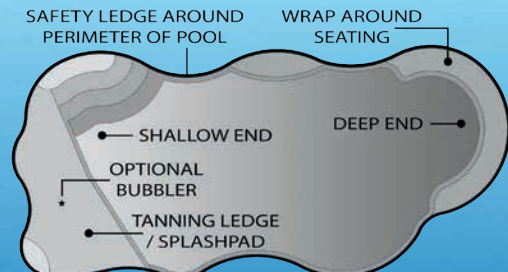



# Billabong

The Billabong range may be the most organic freeform pool design ever created. The Billabong features a balance of smooth lines and gentle curves that are rivaled only by nature itself. Tanning ledges, wrap around seating, and inviting stairs make the Billabong great for entertaining and relaxing. The Cove is the larger of the Billabongs and includes a larger tanning ledge, a deeper deep end, and true deep end seating.



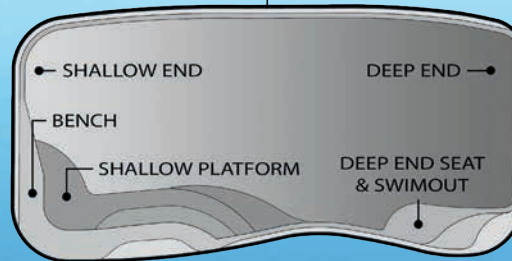
	Size	Shallow	Deep
Billabong Cove	35' x 16'	3'-4"	6'-5"



	Size	Shallow	Deep
Billabong Splash	27' x 13'	3'-7"	5'-6"



SAFETY GRIP HAND HOLD ALONG LENGTH OF WALL



	Size	Shallow	Deep
Sudbury 25	25' x 14'-4"	3'-11"	5'-7"
Sudbury 29	29' x 14'-4"	3'-11"	5'-11"



# Sudbury

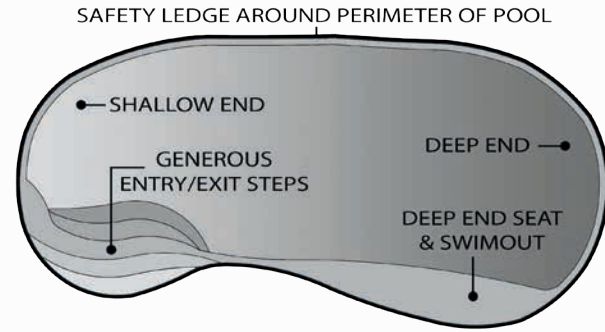
The Sudbury is the 'Biggest Little Pool' on the market. Its generous proportions provide the most pool possible in a very small space. Generous stairs are centrally located and feature a 'family platform' to provide swimmers an extra shallow area making entry and exit safe and easy for all.





# Oyster

The godfather of the freeform design, the Oyster style offers ideal lines for the relaxed and intimate landscape. The wraparound configuration will fit the tightest of spaces and provides the perfect space for entertaining.



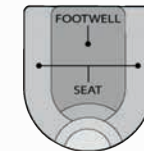
	Size	Shallow	Deep
Oyster 27	27' x 14'	3'-5"	5'-6"
Oyster 30	30' x 15'	3'-4"	6'-3"



# Spas

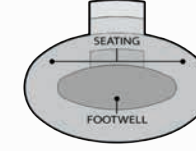
Adding a spa is a great way to add WOW to any pool space. They can be installed at the same level as your pool or be elevated if you would like a spillover effect. If an automatic cover is a part of your project the spa can even be set below, to allow the pool and spa to be covered together. Spas can be plumbed for seasonal or year-round use and are built to order with your pool to ensure they will match perfectly.

## Horseshoe



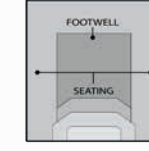
Size	Depth
9'-6" x 9'-3"	3'-2"

## Oval



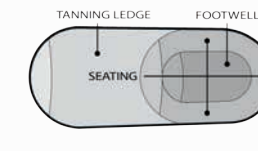
Size	Depth
8'-7" x 8'-2"	3'-3"

## Cube



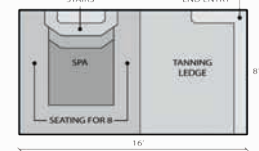
Size	Depth
9'-0" x 9'-0"	3'-0"

## Capri



Size	Depth
13'-6" x 5'-6"	3'-0"

## Resort



Size	Depth
8'-0" x 16'-0"	3'-0"

# Plunge Pools

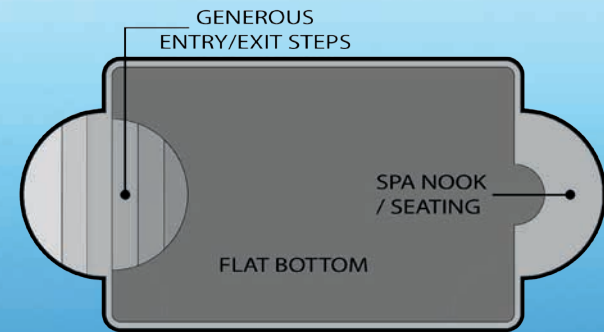
A plunge pool, sometimes known as a 'spool', is for the family that wants it all. A large spa or a little pool can be the perfect balance for your back yard getaway. Kept cooler in the summer for a refreshing dip, and heated up in the winter for a relaxing spa at home, a spool can be the best of both worlds.

# Ledges

Ledges can quickly be the center of the action around any pool. The perfect space for the very smallest kiddos to play, to the most relaxing place to worship the sun, a tanning ledge offers style, diverse uses, and value.

# Milano

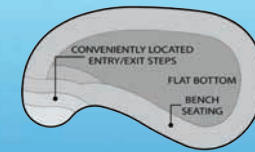
The Milano is as classic in its own right. Featuring both circular stairs and a built in spa seating area, the timeless design of the Roman shaped Milano is as much in vogue today as it was in ancient Rome.



	Size	Shallow	Deep
Milano	23' x 11'	4'-4"	4'-4"

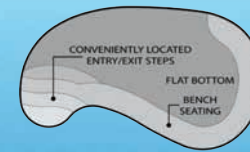


## Crispin



Size	Depth
16'-6" x 10'	3'-11"

## Pixie



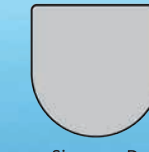
Size	Depth
16'-6" x 10'	3'-11"

## Outback Escape



Size	Depth
17' x 8'-6"	4'-7"

## Horseshoe




Size	Depth
9'-6" x 9'-3"	10"

## Pixie



Size	Depth
16'-6" x 10'-0"	10"

## Cube



Size	Depth
9'-0" x 9'-0"	10"







## OUR PEOPLE MAKE OUR COMPANY.

We respect the trust that our clients have placed in us by investing in a Barrier Reef Pool. We know that our pools are only as good as our commitment to our fellow teammates, our dealer partners, our homeowners, and the community's we work in. We are dedicated to a culture of respect, education, personal discipline, family, and a place where individual growth is encouraged and promoted. We don't have jobs, we have careers and a family. The unmatched quality you will find in a Barrier Reef Pool is the proof.

## OUR CULTURE MAKES THE DIFFERENCE.



**Experience** - Family-owned and operated since 1984, Barrier Reef Fiberglass Pools has lead the fiberglass industry for over 40 years. Originally founded in Australia, Barrier Reef has grown to a global leader by drawing on its own lessons and by investing in strong dealer partners and strategic industry relationships. These loyal handshake relationships are the cornerstone of Barrier Reef Pools.



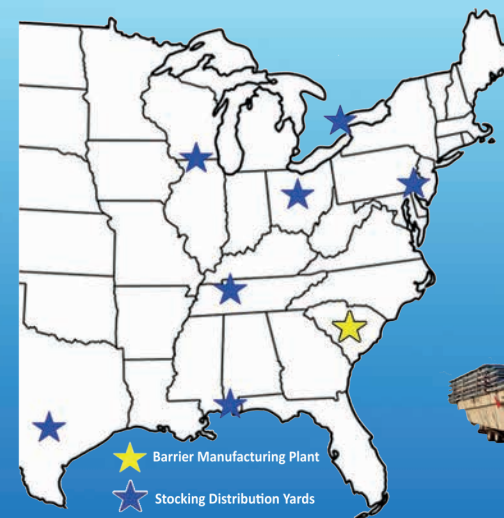
North American Factory - Timmonsville, South Carolina



**Precision** - At Barrier Reef, we meticulously build each pool by hand. Every team member brings years of expertise and craftsmanship to each pool we build in our South Carolina manufacturing facility.




**Efficiency** - Moving pools around the county can add cost to a pool project. Especially one or two at a time. Our factory yards receive, store, and deliver your pool to the installation team. This allows our large factory trucks to make the long journey to each yard FULL, and highly efficient, saving freight costs and avoiding delays.




**Ingenuity** - Our custom trucks have been stretched and highly modified to fit our pools perfectly. They are loaded to full capacity and can haul more pool shells than any other truck on the road. This customization allows us to make the most out of each load we send to our yards, again saving cost and time.




**Color Range** - A wide array of color options will give your pool space a custom flavor and personality as unique as you. Developed to withstand harsh climates and sun exposure, our Shimmer Finish gel coats will offer a color depth and dimension that will impress for years. Pick the Shimmer Finish that speaks to you, then let your new pool do the talking.



Aquamarine




Ocean




California



Arctic



Sandstone



Evening Sky

Color representation may not be exact. Please request a color chip from your Barrier Reef representative for true color.





BRPoolsUSA.com



Barrier Reef Fiberglass Pools LLC  
165 Evans Way, Timmonsville, SC 29161

Barrier Reef Fiberglass Pools, LLC ("BR") manufactures fiberglass pools and distributes them through independent retailers and/or dealers ("Dealers"). The Dealers shall not be deemed or construed to be an employee, partnership, joint venture, agency relationship, or any other similar relationship. No Dealer has any authority to create any binding obligation on the part of BR or any partner or affiliates. BR's Dealers are not agents or have the authority to act for or on behalf of BR. BR has no right to control or direct any employees, contractors and/or agents of any Dealers. Dealers have the sole right to control, direct its employees, contractors, and/or agents. BR has no responsibility or liability whatsoever for the installation and/or repair of its pools, which installation or re pair is performed solely at the discretion of the independent Dealer that sold and/or installed the pool, or its subcontractors. BR disclaims all liability for any act or omission on behalf of any Dealer. BR's obligation concerning pools manufactured pools by it are limited to its Limited Structural Warranty. BR manufactured pools are non-diving. Diving boards and quick entry devices are not to be installed for use with a BR pool.

Measurements are approximate. The drawings are to be used as guidelines only and not to scale. All shapes, sizes, and designs are subject to change.